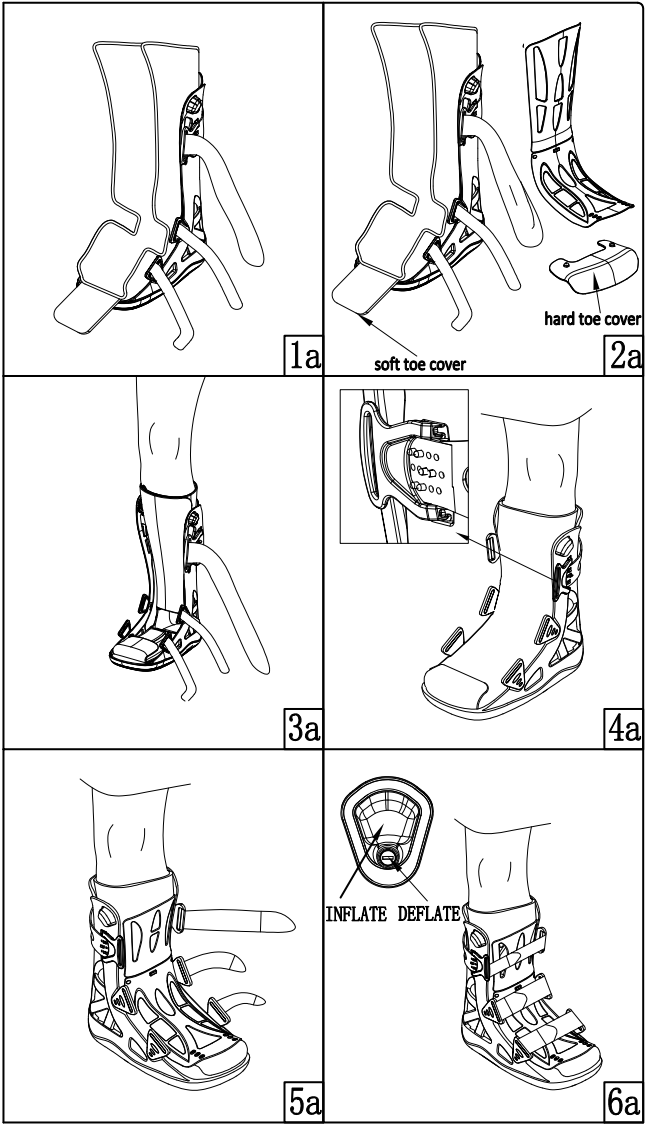


Simple Medical (Shenzhen) Limited  
Instruction For Use

Walker B1

Model: 61004    Size: XS/S/M/L/XL

Thank you for purchasing our products!  
Please read this instructioncarefully before using!  
To fully understand the product, and ensure  
the safety and effectiveness of the product,  
and please properlysave the manual for future reference.



1. Product overview

1.1 Product name: Walker B1

1.2 Product model: 61004

1.3 Product sizes: XS/S/M/L/XL

1.4 Product composition: The product is mainly composed of Shin Shells, Foot Shells, Outsole, straps, soft goods liner, pumps and air bladders.

1.5 Working principle:

The main body of the product is equipped with rigid shell and softgoods liner support, anti-skid soft sole an and air bladder. The ankle joint and calf are properly protected. Through soft liner and shock absorption systems, patients have more comfort in their legs during exercise. The combination of the upper body of the shoe and the front cover of the calf makes the leg of the patient well protected. The breathable soft insole makes the product provide comprehensive protection to the foot, prevent secondary injury, and provide soft contact between the calf and the fixed support to make it more comfortable to walk. The combination of soft shock absorber and anti-skid soft sole can give the patient's foot a good cushioning effect and help the patient get a good recovery.

1.6 Intended use:

External use, provides compressed air support for foot and/or ankle stability fractures, severe ankle sprains, and postoperative rehabilitation, effective for fracture heals and edema (swelling) treatment.

2. Features, storage, application

2.1 Product features and storage conditions.

【Features】The new generation pump system can control the air bladder individually, power-assisted shock-absorbing sole, high strength, light weight, adjustable front and rear straps, and adjustable toe cover.

【Storage 】This product should be stored in a room with no more than 80% relative humidity, no corrosive gas, good ventilation, and avoid high temperature.

2.2 Application steps

**Note 1: Do not contact the liner directly with the skin.**

**\* Please purchase and use the product under the guidance of your doctor or professional.**

**STEP 1:** First, loosen the straps and remove the front shell, then open the liner (Fig1a).

**STEP 2:** The toe covers are available in both soft and hard forms, selected according to demand. The hard toe cover can be removed or adjusted with 3 settings to accommodate the foot length. (Fig2a)

**STEP 3:** Put the foot into the liner with the heel against the back of the liner wrapping the foot and calf. Make sure the calf and foot are snugly against the liner. (Fig3a)

**STEP 4:** Adjust the back strap on your calf to a comfortable position based on your calf circumference (Fig4a).

**STEP 5:** Attach the front shell to the liner (FIG. 5a).

**STEP 6:** Fasten the ankle, foot, calf straps in sequence till it’s suitable and comfortable. Then press the pump to inflate until both

sides air bladders provide comfortable relief and support. Don’t over-inflate.

To deflate the air, press the deflating button (FIG 6a)

**STEP 7:** To take it off, press the button to deflate the liner till the air is fully released, loosen the straps, remove the front shell, and then pull the foot and calf forward and out.

Precautions

1) Do not over-inflate. Inappropriate inflation may cause significant stimulation to patients with diabetic neuropathy. If any visible skin changes occur or the patient reports discomfort, reduce the pressure on the airbag. Do not use this product for patients who are unable to express their discomfort.

2) When walking on a slippery surface, cautions should be taken to avoid injury. At high altitude, the expansion of airbags will exceed the optimal level.

3) Be sure to check before using it. Do not use damaged products. If there is any tear or wear in this product, please stop using it.

Care instructions

The soft liner can be washed with a neutral detergent at 30℃ water and air-dried. Do not put it in the dryer or use other heat sources for drying. Elements such as salt water, sand, dirt may harm it. After exposure to these conditions, rinse thoroughly with clear water, dry with the towel or air-dry (do not use the dryer machine). For detergents, use mild detergent and do not use softeners and bleaches.

The rigid part can be scrubbed with wet cloth and dried naturally.

Warning

If you experience pain, swelling, irritation, or discomfort while using this product, discontinue use and consult your doctor.

**\*This product is for support only and is not intended to prevent injury or to prevent the reoccurrence of injuries.**

2.3 Applicable environment

- 1) Temperature: -15 ~ 60℃
- 2) Relative humidity: 80%

2.4 Materials

- 1) Rigid Shells: Polypropylene
- 2) Straps: Nylon/Polypropylene
- 3) Soft goods Liner: nylon/polyurethane/polyester (outer mesh/foam/inner mesh surface)
- 4) Bladder/Air Pump: Polyurethane
- 5) Sole/Insole: Thermoplastic Elastomer/PP/EVA

2.5 Contraindication

⚠ Use with caution for unstable fractures;

⚠ Use with caution for osteoporosis;

⚠ Use with caution for cognitive impairment;

⚠ Use with caution for bony ankylosis;

3. Storage, transportation, expiration

3.1 Valid period: 5 years


3.2 Storage: Please place it in a dry and clean room and ensure ventilation.


3.3 Transportation: the product shall be dust-proof, moisture-proof and pollution-proof during storage and transportation.


4. Disposal of wastes


Disposal of wrapping paper (bags): please dispose the packaging of this product according to the local laws.


5. Symbols and descriptions


 Manufacture date


 Lot code


 Medical device


 CE symbol


 Hand wash only

 Protect from sunlight

 Do not use when the packing is damaged

 Expiry Date

 Warnings and precautions

 Reference instructions

6. Accessories

Instructions ----- 1 copy

7. Selection

Item	61004 Short				
Size	XS	S	M	L	XL
Insole Length(cm)	22	24.5	27.5	30.5	32.5
Outsole Length(cm)	24	26.5	30.5	32.5	34
Men's Shoe Size US	2~4	4.5~7	7.5~10.5	10.5~12.5	12.5+
Women's Shoe Size US	3.5~5.5	6~8	8.5~11.5	11.5~13.5	13.5+
Shoe Size EU	30~34	34~38	38~44	44~47	47~50

8.Warranty

Simple Medical(Shenzhen) Limited warrants to the user who originally purchases this product that it is free from defectsin material and workmanship.The sole obligation of Simple Medical (Shenzhen)Limited in the event of breach of warranty shall beto repair or replace the defective product orpart(s).

9. Manufacturer

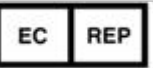
 Simple Medical (Shenzhen) Limited

Address: 519 Wisdom Valley, No.1010 Bulong Road, Minzhi Street,Longhua District, Shenzhen, China.518131

Tel : +86-755-86038563

Web: www.simplemedical.cn

E-mail: service@simplegroup.net

 EC REP

SUNGO Europe B.V.

Fascinatio Boulevard 522 ,Unit1.7,2909VA  
Capelle aan den IJssel ,The Netherlands  
\*Please refer to the Instructions before usage

 CE

61004 V0.2